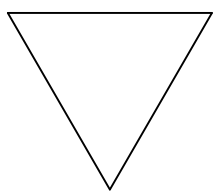
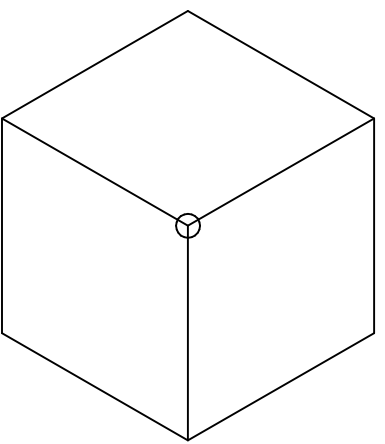
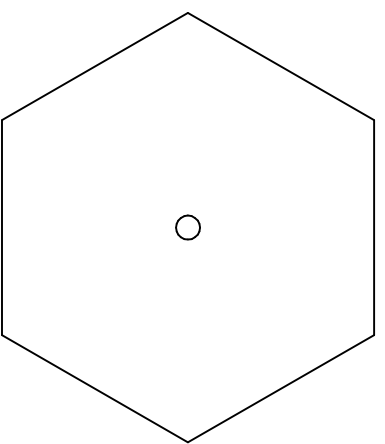


1-1/8 X 8 FOR VIEW TUBE
(THREE NEEDED)



1-1/16 ON EACH SIDE TRIANGLE
FOR ONE EYE PIECE

13/16 X 7-3/4 FOR MIRRORS
(NOT NEEDED WITH REFILL KIT)



1-1/8 SIDE LENGTH
(TWO NEEDED OF EITHER TYPE)

5/16 X 1 SIDE PIECE
(6 NEEDED)

